

Score

Drumming for Milton
Opus 13 (2003)

Peter Jarvis

Drumming for Milton
Peter Jarvis, Opus 13 (2010)

Instrumentation and Equipment

Drum set:

A standard 5-piece drum set with 4 cymbals and a hi-hat is required:

- Bass drum
- Snare drum
- High mounted tom-tom
- Low mounted tom-tom
- Floor tom
- Hi-hat
- Ride cymbal
- Crash cymbal
- Splash cymbal
- Chinese cymbal

Optional Temple Blocks:

- Temple blocks may be substituted for the strokes on the rims of the drums. If this option is chosen, perhaps setting the blocks up in front of the mounted toms will accommodate the sticking issues. The option of temple blocks might create a more convenient means of balancing the “x” noteheads of the drums with the drums themselves as well as produce a fuller sound.

Beaters:

- Drum sticks

Performance Notes

- When either the crash or splash cymbal is marked “tip of stick,” e.g. mm. 19 and 62, the cymbal is to be played as one would traditionally play a ride cymbal - striking the top of the cymbal with the tip of the stick. When either the crash or splash cymbal is marked “ord.,” e.g. mm. 22 and 67, the cymbal is to be played in the traditional manner – striking the edge of the cymbal with the shaft of the stick.
- When the ride cymbal is marked “crash the ride cym.,” e.g., m. 28, it is to be played as one would traditionally play a crash cymbal – striking the edge of the cymbal with

- the shaft of the stick. When the ride cymbal is marked “ord.,” e.g. m. 22, it is to be played in the traditional manner – striking the top of the cymbal with the tip of the stick. The indication for “ord.,” for the ride cymbal, e.g. m. 22, may also indicate returning to the standard striking manner after having played on the bell.
- The preferred sound for the ride cymbal “bell” notes is produced by striking the bell with the shaft of the stick, creating a fuller sound than is created by striking the bell with the tip of the stick.
 - It is understood that choking the splash cymbal is at times perhaps logistically impractical. Therefore “choke (possibile)” is indicated in mm. 42-44. If in these or other bars there is not enough time to negotiate the choking of the cymbal, it is perfectly OK to let the cymbal ring. In most cases, e.g. mm. 9 and 12, there is likely time enough to manage the chokes.
 - The “x” noteheads for the drums are to be played on the rim of the indicated drum or substituted for with the appropriate temple block.
 - R.S. – Rim shot
 - Duration: c. 3’02”

Program Notes

Drumming for Milton, Op. 13 was completed in August of 2010 and is dedicated with profound respect to Milton Babbitt. Thank you Milton for all you have done for music, composers and musicians. We owe you a debt which cannot be paid.

- Peter Jarvis

Drumming for Milton has been recorded by Paul Carroll.

Drumming for Milton

Notation

Drums

Bass drum

Floor tom

on head on rim

Snare drum

on head rim shot on rim

This block shows musical notation for three drum types on a five-line staff. The Bass drum is represented by a solid black dot on the second line. The Floor tom is shown with two notes: a solid black dot on the second line labeled 'on head' and an 'x' on the third line labeled 'on rim'. The Snare drum is shown with three notes: a solid black dot on the second line labeled 'on head', a solid black dot on the third line labeled 'rim shot', and an 'x' on the third line labeled 'on rim'.

Low mounted-tom

on head on rim

High mounted-tom

on head on rim

This block shows musical notation for two types of toms. The Low mounted-tom is shown with two notes: a solid black dot on the second line labeled 'on head' and an 'x' on the third line labeled 'on rim'. The High mounted-tom is shown with two notes: a solid black dot on the third line labeled 'on head' and an 'x' on the fourth line labeled 'on rim'.

Temple Blocks (optional)

temple blocks may be substituted for the "on rim" notes of the drums

low medium-low medium-high high

This block shows musical notation for four types of temple blocks on a five-line staff. Each is represented by an 'x' on a specific line: 'low' on the first line, 'medium-low' on the second line, 'medium-high' on the third line, and 'high' on the fourth line.

Cymbals

Hi-hat with foot

open (l.v.) closed

Hi-hat with stick

open (l.v.) closed

This block shows musical notation for two types of hi-hat. The Hi-hat with foot is shown with two notes: an 'x' on the second line with a small circle below it labeled 'open (l.v.)', and an 'x' on the second line with a small dot below it labeled 'closed'. The Hi-hat with stick is shown with two notes: an 'x' on the second line with a small circle below it labeled 'open (l.v.)', and an 'x' on the second line with a small dot below it labeled 'closed'.

Ride Cymbal

ord. bell

Crash Cymbal

Splash Cymbal

ord. choke

Chinese Cymbal

ord. choke

This block shows musical notation for four types of cymbals on a five-line staff. The Ride Cymbal is shown with two notes: an 'x' on the second line labeled 'ord.' and a diamond on the second line labeled 'bell'. The Crash Cymbal is represented by an asterisk on the second line. The Splash Cymbal is shown with two notes: an 'x' on the second line labeled 'ord.' and an 'x' on the second line with a small dot below it labeled 'choke'. The Chinese Cymbal is shown with two notes: an 'x' on the second line with a small dot below it labeled 'ord.' and an 'x' on the second line with a small dot below it labeled 'choke'.

To Milton Babbitt

Drumming for Milton

For Drum Set (with optional Temple Blocks)

Peter Jarvis (2010)

Opus 13

♩ = 69 expressively
with sticks, snares on throughout

single buzz

Drum Set

f *sfz*

Dr. 3

mf *p* *mf*

Dr. 6

mp *sfz* 5 3

Dr. 8

mp *sfz* 5

Dr. 10

mp *sfz* 3

Dr. 12

mp 3 5

Drumming for Milton - Peter Jarvis

2

poco rit. **a tempo**

13

Dr. *mf* *mp* *poco*

15

Dr. *(mp)* *f* *choke* *sffz*

17

Dr. *mf* *bell* *sffz*

19

Dr. *sffz* *ord.* *tip of stick*

21

Dr. *sffz* *tip of stick* *accent for rim only* *sffz*

22

Dr. *f* *bell* *ord.* *sffz* *ord.*

Drumming for Milton - Peter Jarvis

23

Dr. *bell* *f* *mp*

Musical notation for measure 23 on a drum set. It features a bell sound on the first beat, followed by a series of notes with accents. A dynamic marking of *f* is placed above the notes, and *mp* is placed below the notes. A *sffz* marking is below the first note.

24

Dr. *sffz* accents are for rim only *poco* *ord.* *poco* *poco*

Musical notation for measure 24 on a drum set. It features a *sffz* marking below the first note. A bracket above the notes indicates that accents are for the rim only. The notes are marked with *poco*, *ord.*, *poco*, and *poco*.

25

Dr. *mf* *sffz*

Musical notation for measure 25 on a drum set. It features a *mf* marking above the notes and a *sffz* marking below the first note.

26

Dr. *poco* *ff subito* *sffz*

Musical notation for measure 26 on a drum set. It features a *poco* marking above the first note, a *ff subito* marking above the notes, and a *sffz* marking below the first note.

27

Dr. *ff*

Musical notation for measure 27 on a drum set. It features a *ff* marking below the notes.

28

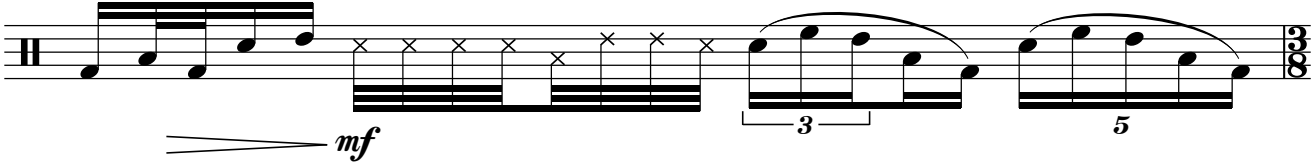
Dr. *f* crash the ride cym.

Musical notation for measure 28 on a drum set. It features a *f* marking below the notes and a downward arrow pointing to the notes with the instruction "crash the ride cym."

Drumming for Milton - Peter Jarvis


4

29

Dr. 

mf

30


Dr. 

sfz *sfz* *sfz* *sfz* *sfz*

R.S.


crash the ride cym.

32


Dr. 

sfz *f* *mf subito* ord.

34


Dr. 

36

Dr. 

molto

38

Dr. 

sfz *sfz* *sfz* *sfz* *sfz* *sfz* *mf subito*

Drumming for Milton - Peter Jarvis

41 *f sempre* crash the ride cym. notes _____
choke (possibile) _____

43 R.S.

45 ord.

47 rim shot _____ ord. R.S.

49 bell ord. bell

50 *mf* ord. bell ord.

Drumming for Milton - Peter Jarvis

6

51

Dr. *sfz*

5

5

3

R.S.

Detailed description: This musical staff for measure 51 shows a drum part on a single line. It begins with a five-measure quintuplet of eighth notes, followed by another five-measure quintuplet, and then a three-measure triplet of eighth notes. The measure concludes with a right-stroke (R.S.) eighth note and a quarter note, both marked with an accent and *sfz*.

52

Dr. *sfz*

R.S.

ord.

Detailed description: This musical staff for measure 52 features a right-stroke (R.S.) quintuplet of eighth notes, followed by an ordered (ord.) quintuplet of eighth notes. The measure ends with a quarter note marked with an accent and *sfz*.

53

Dr. *sfz*

Detailed description: This musical staff for measure 53 contains four groups of eighth notes, each marked with an 'x' above it. The first group is a quintuplet, the second and third are triplets, and the fourth is a quintuplet. The measure concludes with a quarter note marked with an accent and *sfz*.

54

Dr. *sfz*

sfz

3/4

Detailed description: This musical staff for measure 54 shows a sequence of eighth notes. It starts with a quintuplet marked with an 'x' and an accent, followed by a triplet, then a quintuplet, and finally a quintuplet marked with an 'x' and an accent. The measure ends with a quarter note marked with an accent and *sfz*. The time signature 3/4 is indicated at the end of the staff.

55

Dr. *sfz*

sfz

3/4

16

2/4

Detailed description: This musical staff for measure 55 is divided into two parts. The first part, in 3/4 time, contains a quintuplet, a triplet, and another triplet of eighth notes. The second part, in 2/4 time, contains a triplet of eighth notes. Both parts conclude with a quarter note marked with an accent and *sfz*. The number 16 is written above the second part of the staff.

57

Dr. *sfz*

sfz

sfz


sfz

2/4

Detailed description: This musical staff for measure 57 is in 2/4 time and consists of four groups of eighth notes, each marked with an 'x' and an accent above it. Each group is followed by a quarter note marked with an accent and *sfz*.

Drumming for Milton - Peter Jarvis


59

Dr. 

sffz *sffz*

tip of stick

61

Dr. 


mf *mp* *p* *>pp*

tip of stick

bell

tip of stick

64

Dr. 

mp


ord.

poco

tip of stick


ord. ord.

66

Dr. 

f

67

Dr. 

68

Dr. 

R.S.

ord.

Drumming for Milton - Peter Jarvis

8

69 R.S. ord. R.S. 3 5

Dr. $\frac{5}{4}$ $\frac{4}{4}$

sffz sffz

Detailed description: This musical staff for measure 69 is in 5/4 time. It begins with a right-stroke (R.S.) bracket over the first four notes. The fifth note is marked with an asterisk and a slur. The next two notes are marked 'ord.' with asterisks and slurs. A triplet of three notes follows, marked 'R.S.' with a bracket. The final note is a quintuplet of five notes, marked '5'. The dynamic markings *sffz sffz* are placed below the triplet and quintuplet.

70 ord.

Dr. $\frac{4}{4}$

sffz sffz *sffz sffz* *sffz* 3

Detailed description: This musical staff for measure 70 is in 4/4 time. It starts with a slur over the first four notes. The next two notes are marked 'ord.' with asterisks and slurs. A triplet of three notes follows, marked '3'. The final note is a triplet of three notes, marked '3'. The dynamic markings *sffz sffz* are placed below the first two notes, *sffz sffz* below the second triplet, and *sffz* below the final triplet.

Ferocious

71 R.S. R.S.

Dr. $\frac{4}{4}$

ff *sffz* 3 3

Detailed description: This musical staff for measure 71 is in 4/4 time. It begins with a slur over the first four notes, each marked with an asterisk and a slur. The next two notes are marked 'R.S.' with a bracket. A triplet of three notes follows, marked '3'. The next two notes are marked with asterisks and slurs. The final note is a triplet of three notes, marked '3'. The dynamic markings *ff* and *sffz* are placed below the first two notes and the first triplet respectively.

72 R.S. ord. crash the ride cym.

Dr. $\frac{4}{4}$

sffz sffz *sffz* 3

Detailed description: This musical staff for measure 72 is in 4/4 time. It starts with a slur over the first four notes. The next two notes are marked 'R.S.' with a bracket. A triplet of three notes follows, marked '3'. The next two notes are marked 'ord.' with asterisks and slurs. The final note is a triplet of three notes, marked '3'. An arrow points to the final note with the instruction 'crash the ride cym.'. The dynamic markings *sffz sffz* and *sffz* are placed below the first two notes and the first triplet respectively.

73 crash the ride cym. R.S. R.S.

Dr. $\frac{4}{4}$

molto *fff* 3 3

Detailed description: This musical staff for measure 73 is in 4/4 time. It begins with a slur over the first four notes, each marked with an asterisk and a slur. An arrow points to the first note with the instruction 'crash the ride cym.'. The next two notes are marked 'R.S.' with a bracket. A triplet of three notes follows, marked '3'. The next two notes are marked with asterisks and slurs. The final note is a triplet of three notes, marked '3'. The dynamic markings *molto* and *fff* are placed below the first two notes and the first triplet respectively.

74

Dr. $\frac{4}{4}$

sffz

Detailed description: This musical staff for measure 74 is in 4/4 time. It starts with a slur over the first four notes. The next two notes are marked with asterisks and slurs. The final note is a triplet of three notes, marked '3'. The dynamic marking *sffz* is placed below the first two notes.



CBM 10-00396



Published by
Calabrese Brothers Music, LLC
2153 Vermont Avenue • Toms River, NJ 08755
www.CalabreseBrothersMusic.com